

STRENGTH AND CONDITIONING COACH

SALARY SURVEY OVERVIEW



Employers Council was contracted as a third-party data collector to conduct a strength and conditioning coaches salary survey for the National Strength and Conditioning Association in July of 2018.

Participants

The Employers Council collected 2,325 responses from current Certified Strength and Conditioning Specialist® (CSCS®) certifiants in North America. The majority of the participants work in a college or university setting (791), followed by independent (477) and high school (323) settings.

Salary Survey Results

The information below provides a breakdown of average salaries by types of setting.

2018 ANNUAL SALARY BY SETTING

Setting	Number of Individuals	Average Salary
High School	323	\$49,037
College or University	791	\$49,286
Professional Sports	187	\$76,772
Tactical	103	\$69,437
Independent	477	\$48,584



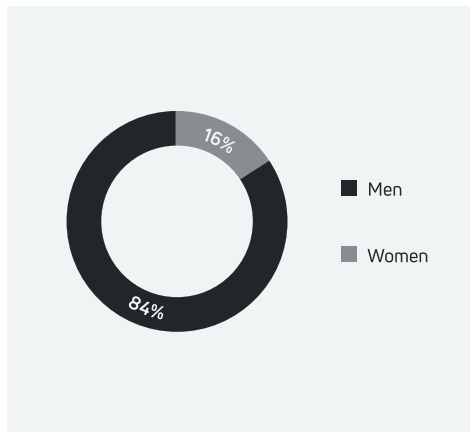
STRENGTH AND CONDITIONING COACH SALARY SURVEY OVERVIEW



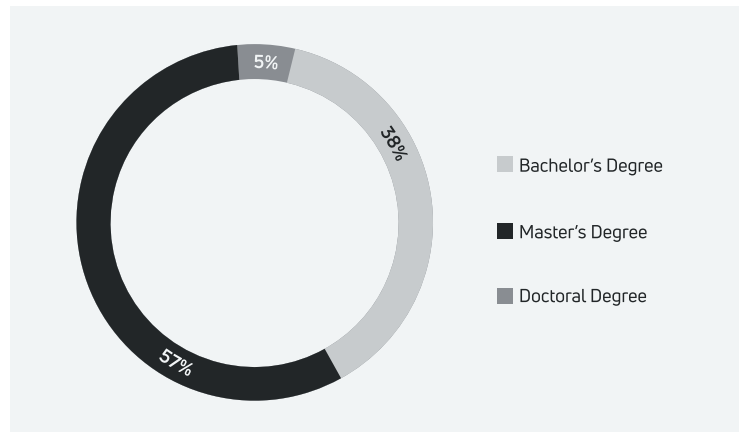
Demographics

The following charts represent the demographics of participants who completed the survey.

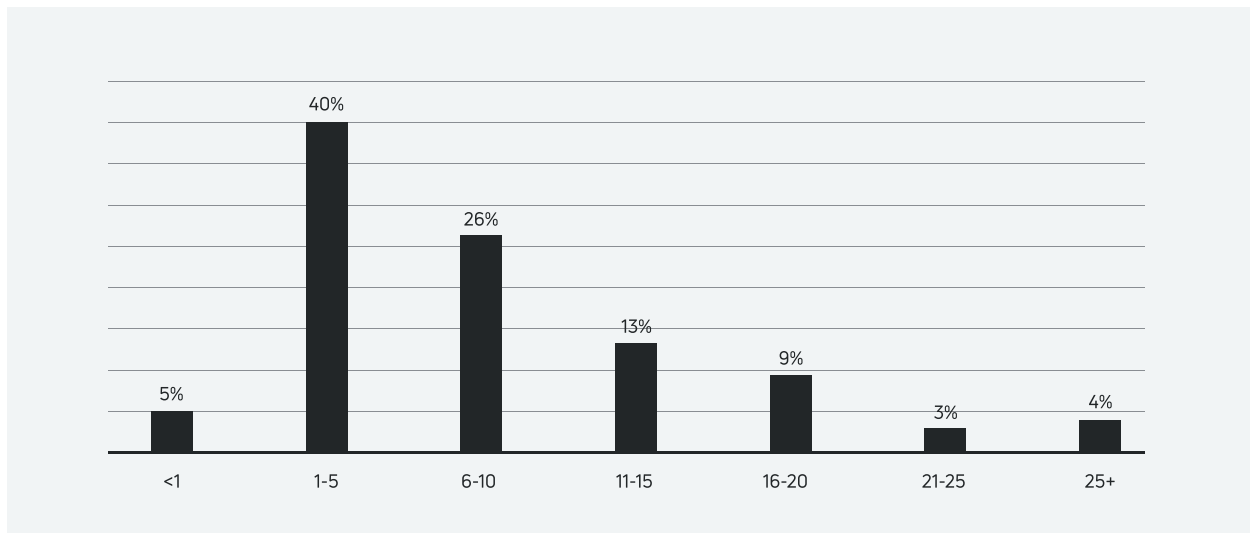
GENDER



HIGHEST LEVEL OF EDUCATION



YEARS OF EXPERIENCE



Want more details?

NSCA Members can access the complete salary survey results, which include a detailed look at salary variables in each setting (high school, college, professional, tactical, and independent) as well as salaries by state..

Learn more about what's included in the full report by visiting [NSCA.com/Salary](https://www.nscsa.com/Salary)



© Copyright, 2018 National Strength and Conditioning Association (NSCA). All rights reserved. Reproduction, modification, or quotation of any part of this report, in any form, without prior permission in writing from the NSCA, is prohibited.